



## OASL Polyclonal Antibody

Cat #: ABP59631

Size: 30µl /100µl /200µl

### Product Information

	<b>Product Name:</b> OASL Polyclonal Antibody		
	<b>Applications:</b> WB, ELISA		<b>Isotype:</b> Rabbit IgG
	<b>Reactivity:</b> Human		
<b>REF</b>	<b>Catalog Number:</b> ABP59631	<b>LOT</b>	<b>Lot Number:</b> Refer to product label
	<b>Formulation:</b> Liquid		<b>Concentration:</b> 1 mg/ml
	<b>Storage:</b> Store at -20°C. Avoid repeated freeze / thaw cycles.		<b>Note:</b> Contain sodium azide.

**Background:** OASL (2'-5'-Oligoadenylate Synthetase Like) is a Protein Coding gene. Diseases associated with OASL include Microphthalmia With Limb Anomalies. Among its related pathways are PI3K-Akt signaling pathway and Interferon gamma signaling.

**Application Notes:** Optimal working dilutions should be determined experimentally by the investigator. Suggested starting dilutions are as follows: WB (1:500-1:2000), ELISA (1:10000-1:20000).

**Storage Buffer:** PBS, pH 7.4, containing 0.02% Sodium Azide as preservative and 50% Glycerol as stabilizer.

**Storage Instructions:** Stable for one year at -20°C from date of shipment. For maximum recovery of product, centrifuge the original vial after thawing and prior to removing the cap. Aliquot to avoid repeated freezing and thawing.

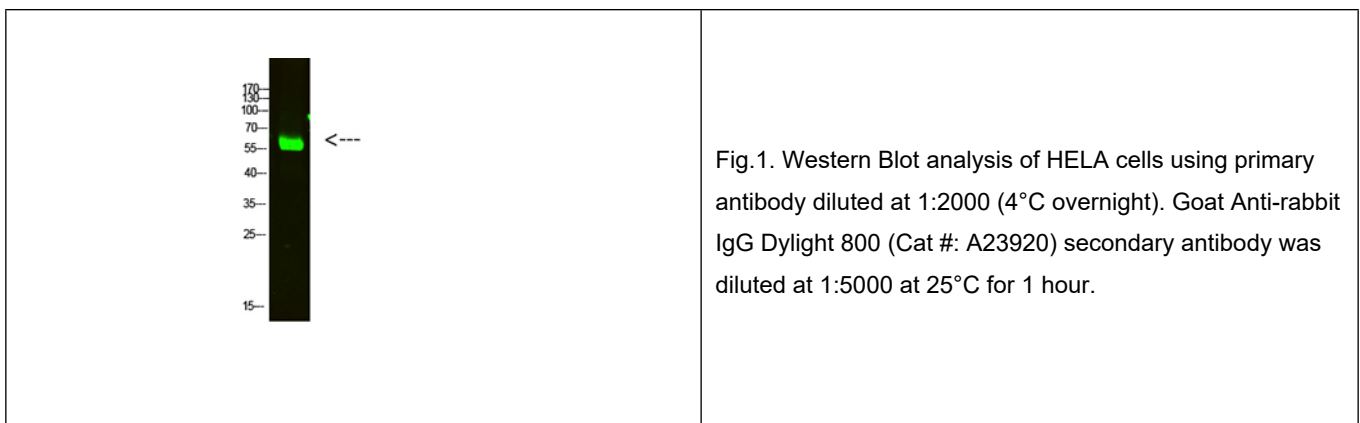


Fig.1. Western Blot analysis of HELA cells using primary antibody diluted at 1:2000 (4°C overnight). Goat Anti-rabbit IgG Dylight 800 (Cat #: A23920) secondary antibody was diluted at 1:5000 at 25°C for 1 hour.

**Note:** The product listed herein is for research use only and is not intended for use in human or clinical diagnosis. Suggested applications of our products are not recommendations to use our products in violation of any patent or as a license. We cannot be responsible for patent infringements or other violations that may occur with the use of this product.